

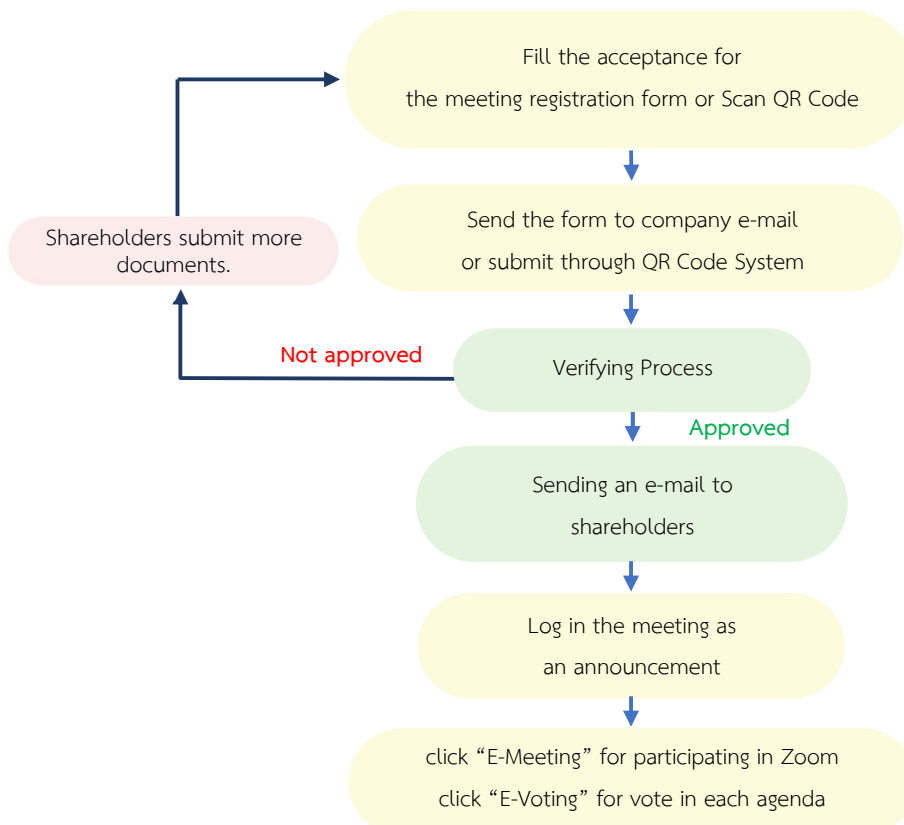
## Guidelines for the meeting

For attending electronic meetings Shareholders or their proxies are requested to submit the acceptance for the invitation of online meeting (Page 2) and identity verification documents (Enclosures 3 and 4) to the Company by April 15, 2025 through one of the channels. as follows:

1. email: comsec@pqstarch.com
2. Mail to address  
Registration documents for attendance  
Premier Quality Starch Public Company Limited  
185 Moo 14, Kham Pa Lai, Mueang Mukdahan,  
Mukdahan 49000 Thailand
3. Scan the QR Code or click the link below to register via e-request **(details on page 2)**  
<https://pqs.thekoble.com/agm/emeeting/index/1>



Chart showing the process of attending the meeting via electronic media



ใบตอบรับเข้าร่วมประชุมผ่านสื่ออิเล็กทรอนิกส์  
Acceptance for the invitation of online meeting

วันที่.....เดือน.....พ.ศ.....  
Date Month Year

(1) ข้าพเจ้า.....หมายเลขบัตรประชาชน/หนังสือเดินทาง.....  
I/We, Identification Card/Passport number  
สัญชาติ.....บ้านเลขที่.....ถนน.....ตำบล/แขวง.....  
Nationality Residing at No. Road Sub district  
อำเภอ/เขต.....จังหวัด.....รหัสไปรษณีย์.....  
District Province Postal Code

(2) เป็นผู้ถือหุ้นของ บริษัท พรีเมียร์ควอลิตี้สตาร์ช จำกัด (มหาชน)  
Being a shareholder of Premier Quality Starch Public Company Limited  
โดยถือหุ้นรวมทั้งสิ้น .....หุ้น  
Holding the total amount of shares  
ประสงค์จะร่วมประชุมและลงคะแนนผ่านสื่ออิเล็กทรอนิกส์สำหรับการประชุมสามัญผู้ถือหุ้นประจำปี 2568  
I would like to participate the E-AGM for Annual General Meeting 2025

เข้าร่วมประชุมด้วยตัวเอง  
Self-Attending

มอบฉันทะให้ (นาย/นาง/นางสาว).....ได้เข้าร่วมประชุมดังกล่าวข้างต้น  
Proxy to attend the meeting.

(3) ข้อมูลในการจัดส่งวิธีการเข้าร่วมประชุม

Please send the Link to join the meeting by below email

อีเมล.....(โปรดระบุ)

E-Mail Please fill in the blank.

โทรศัพท์มือถือ.....(โปรดระบุ)

Mobile Number Please fill in the blank.

(4) จัดส่งเอกสารเพื่อยืนยันตัวตน ตามสิ่งที่ส่งมาด้วย 3 ภายในวันที่ 16 เมษายน 2568

Please submit the required document per an enclosure 3 by 16 April 2025

(5) เมื่อได้รับการยืนยันตัวตน บริษัทจะจัดส่งลิงค์การเข้าร่วมประชุมและวิธีการเข้าร่วมประชุมไปยังอีเมลที่ท่านได้ระบุ

Once you have verified, the company will send the Link to join the meeting via email

(6) ในวันประชุมผู้ถือหุ้นจะต้องเตรียม เลขบัญชีผู้ถือหุ้น และเลขบัตรประชาชนไว้สำหรับการเข้าร่วมประชุม

Please prepare your Account Number and your Identification Card Number for log in the meeting.

ลงชื่อ/Signed.....ผู้ถือหุ้น/Shareholder  
(.....)

**Request to attend the meeting via e-request system (Channel 3)**

1. Fill in the information of shareholders:
  1. Securities holder account number;
  2. Name (do not include a title)
  3. Last Name
  4. ID card number;
  5. Choose to accept the terms and consent to access to personal information;
  6. Press "Confirm"
2. Check the name of the shareholder and the number of shares. If correct, please fill in shareholder information.
  1. Name - Surname (English);
  2. Email to receive a link to attend the meeting;
  3. Mobile phone number;  
Self-Attending: Shareholder's mobile number.  
Proxy: **Proxy's mobile number**. (Used to log in system).
  4. Select the attendance type:
    - i. Attend the meeting in person via E-AGM;
    - ii. Authorize the natural persons to attend the meeting via E-AGM;
    - iii. Assign a proxy to an independent director;
  5. Press "Next"

**In the case of shareholders attending the meeting in person:**

Prepared shareholders' identification documents

1. Attach a copy of the shareholder's identity document;
2. Attach a copy of other identity documents;
3. Press "Next";
4. The system will display a message "Information received successfully," check the name, surname, and number of shares again;
5. Close window to finish;

**In the case of appointing the natural person to attend the meeting via E-AGM:**

Prepared shareholders' identification documents

1. Attach a copy of the shareholder's identity document;
2. Attach a copy of other identity documents;
3. Press "Next";
4. Save the proxy's information and attach supporting documents:
  - a. Name-surname of the proxy (Thai language);
  - b. Name-surname of the proxy (English);
  - c. Attach a copy of the proxy's identity document;
  - d. Attach the proxy form with complete information and signature;

5. Press "Next";
6. The system will display a message "Information received successfully," check the name, surname, and number of shares again;
7. Close window to finish;

**In the case of appointing a proxy to an independent director:**

1. Attach a copy of the shareholder's identity document (Like in the case of shareholders attending the meeting in person);
2. Attach the completed and signed proxy form;
3. Press "Next";
4. The system will display a message "Information received successfully," check the name, surname, and number of shares again;
5. Close window to finish;

**note**



The meeting request system will be open from April 12, 2026 to April 22, 2026 or until the meeting is completed. Submissions are closed on weekends and public holidays.

**Use of Electronic Meeting System (E-AGM)**

1. Once the shareholders or proxies wish to attend the meeting and have been fully verified, you will receive an Email from the meeting organizer, a link for attending the meeting, and a system's user manual 5 days before the meeting date. Please study the manual on how to use the E-AGM meeting system in detail. If you haven't received the Email by April 19, 2026, please get in touch with the Company immediately.
2. Please prepare the following information for logging in the meeting  
Self-Attending: Shareholder Account Number (10 digits Number) and ID Card.  
Proxy: Proxy's ID Card and Proxy's Mobile Number
3. Meeting attendance and voting via electronic media can be used with computers/notebooks/tablets and mobile phones via Web Browser: Chrome with 4G internet speed or home internet basic.

**note**

In case of meeting via tablet and mobile phone, Zoom Cloud Meeting program must be installed before attending the meeting, which can be downloaded as follows:

iOS System	Android System
	

<https://apps.apple.com/th/app/zoom-cloud-meetings/id546505307>

<https://play.google.com/store/apps/details?id=us.zoom.videomeetings>

4. The system will open for meetings 60 minutes before the start of the meeting. However, the live broadcast will only start at the time of the meeting.
5. To log in, attendees must use the information of the shareholder registration number and the shareholder's ID card number.
6. Voting through the E-Voting system, you will be able to vote for each agenda only by voting for agreeing, disagreeing, or abstaining. In case of not voting in any agenda, the system will be deemed to vote as agree immediately (using the vote-counting method by pouring votes towards agreeing).

**note**

If the shareholders specify their votes in each agenda, the independent directors will cast their votes as specified in the proxy form. In which the voting in each agenda, shareholders have the right to vote in agreeing, disagreeing, or abstaining only and cannot divide a partial vote (unless it is a Custodian vote).

Shareholders can learn more about the request to attend the meeting and how to use the meeting system by scan the QR Code or click the link below.



[https://linktr.ee/OJ\\_AGM?utm\\_source=linktree\\_profile\\_share&lt;sid=2003924b-5114-443f-a32b-4ff63d7c3114](https://linktr.ee/OJ_AGM?utm_source=linktree_profile_share&lt;sid=2003924b-5114-443f-a32b-4ff63d7c3114)

If attendees have any problems or problems in using the E-AGM system, you can contact OJ International Co., Ltd.

Phone: 02-079-1811

For foreigners 089-527-5588